

Stedham Road Map to Success: Art

Rabbits Class

(Many of these progression points are seen in multiple units of work, we have assigned them to the most relevant part of the road map)

Where will your imagination take you?

Other Artists.

- a. describe the work of famous, notable artists and designers;
- b. express an opinion on the work of famous, notable artists;
- c. use inspiration from famous, notable artists to create their own work and compare;
- d. use key vocabulary to demonstrate knowledge and understanding in this strand




Travel posters

experiment with different brushes (including brush-strokes) and other painting tools
add white and black to alter tints and shades

Exploring and Developing Ideas


- a. Respond positively to ideas and starting points;
- b. explore ideas and collect information;
- c. describe differences and similarities and make links to their own work;
- d. try different materials and methods to improve;
- e. use key vocabulary to demonstrate knowledge and understanding in this strand: work, work of art, idea, starting point, observe, focus, design, improve

Robot sculptures



use a variety of natural, recycled and manufactured materials for sculpting, e.g. clay, straw and card;
use a variety of techniques, e.g. rolling, cutting, pinching;
use a variety of shapes, including lines and texture

Barbara Hepworth/ Peter Thorpe



sculpture, statue, model, work, work of art, 3D, land art, sculptor, carving, sculpture, installation, shapes, materials, pyramid, abstract, geometric.

Why leave Earth?

experiment with different brushes (including brush-strokes) and other painting tools
add white and black to alter tints and shades

Aboriginal art



Would you survive in the wild?

name the primary and secondary colours
mix primary colours to make secondary colours

primary colours, secondary colours
sweep, dab, bold brushstroke, acrylic paint.

What's left to Explore?



Da Vinci

colour, shape, printing, printmaking, woodcut, relief printing, objects

What will be the next dinosaur?


neutral colours, tints, shades, warm colours, cool colours, watercolour wash

Gunter Stoltz



textiles, fabric, weaving, woven, placemat, loom, alternate, over, under, decoration, decorative, batik dye, dye

show pattern by weaving;
use a dyeing technique to alter a textile's colour and pattern;
decorate textiles with glue or stitching, to add colour and detail;




Kandinsky

collage, squares, gaps, mosaic, features, cut, place, arrange

use a combination of materials that have been cut, torn and glued;
sort and arrange materials;
add texture by mixing materials

Is conflict necessary?



Dali

Do dragon's exist?


experiment with different brushes (including brush-strokes) and other painting tools
Experiment with different shades



Copy an original print;
use a variety of materials, e.g. sponges, fruit, blocks;
demonstrate a range of techniques, e.g. rolling, pressing, stamping and rubbing

Andy Warhol

Home or Away



Lowry

portrait, self-portrait, line drawing, detail, landscape, cityscape, building, pastels, drawings, line, bold, size, space

draw lines of varying thickness
use dots and lines to demonstrate pattern and texture
use different materials to draw, for example pastels, chalk, felt tips

Exploring and Developing Ideas
Drawing
Painting
Sculpture
Collage
Textiles
Printing